









West Virginia is a national leader in energy production, producing 5% of the nation's energy despite only hosting 0.5% of the nation's population. On a per capita basis, West Virginians rank 7th for energy consumption and 10th for total energy expenditures, which suggests that the state's residents would benefit from increased energy efficiency. West Virginia does not mandate energy efficiency, though some of its utilities run small-scale energy efficiency programs, landing the state 47th in the nation in terms of energy saved. Even in an energy-exporting state like West Virginia, energy efficiency can benefit customers by reducing consumption, lowering energy bills and providing additional benefits like improved air quality and lower health costs.

WEST VIRGINIA EE QUICK FACTS

What's in the cards for West Virginia regarding energy efficiency:

<p>Energy Savings Target</p> 	<p>West Virginia does not have any statewide mandate for EE savings.</p>	<p>EE Spend per Capita</p> 	<p>2021 electric EE \$ per residential customer: \$3.76 2021 gas EE \$ per residential customer: \$0.00</p>	<p>Building Energy Codes</p> 	<p>Commercial: ASHRAE 90.1-2013 with amendments Residential: 2015 IECC, with amendments</p>
<p>Stakeholder Collaboration</p> 	<p>West Virginia does not have a formalized collaborative for energy efficiency issues.</p>	<p>Energy Efficiency Financing</p> 	<p>West Virginia electric utilities offer rebate programs, but the state does not offer PACE, on-bill financing or state energy loan programs.</p>	<p>Fuel-Switching</p> 	<p>Per a 1995 PSC order, utilities cannot promote fuel-switching programs.</p>

JOBS AND ECONOMICS


Strong EE policies lead to utility investment and job growth throughout the West Virginia economy. The West Virginia EE industry employs more than half of the state's clean energy workers; most employers are small businesses providing local jobs.



6,668 EE jobs, out of **76,425** total energy jobs or **10,136** clean energy jobs



Veterans comprise **14%** of the EE workforce



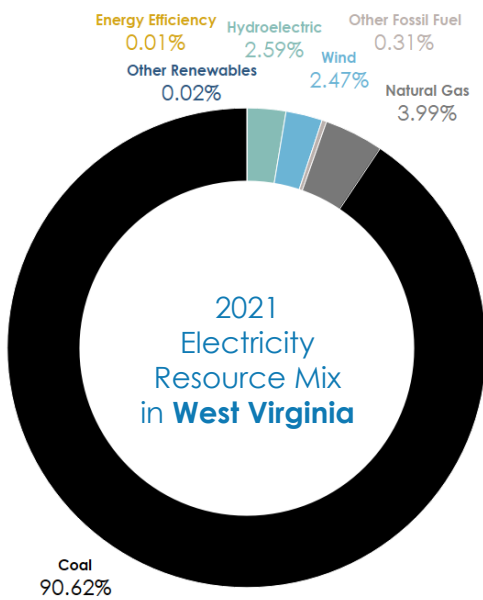
716 EE businesses



of those are **small** businesses (fewer than **100** employees)

STATE ENERGY PLANNING

As directed by a 2015 law, the Public Service Commission ordered all electric utilities to submit integrated resource plans beginning in 2016. The plans must be filed every five years and can include both supply and demand-side resources in their ten-year forecast. With the passage of the Alternative and Renewable Energy Portfolio Act of 2009, the Legislature set renewable energy targets by mandating the state's electric utilities reach 25% renewable energy, which included credits for energy efficiency, but the Act was repealed in 2015. However, the Legislature did pass a bill in 2021 requiring the state to benchmark its energy use in state-owned buildings, with a goal of reducing energy use by 25% by 2030. Additionally, starting in 2008, the state's Office of Energy has produced an energy plan every five years. This document has historically included recommendations for the state to pursue increased levels of energy efficiency.



Utility Cost Range of Electricity Resources

\$ per megawatt-hour, 2023

Energy Efficiency (Midwest Avg)	15 ●
Solar PV - Utility Scale	24 — 96
Wind - Onshore	24 — 75
Gas Combined Cycle	39 — 101
Coal	68 — 166
Gas Peaking	115 — 221
Nuclear	141 — 221

Source: Lazard, 2023; EBNL, 2018

INCLUSIVITY: INCREASING ACCESS TO EE

Whether in affordable housing or rural communities, under-resourced customers need comprehensive program options to reduce their energy burdens. The state does not require utilities to spend a certain amount on low-income customers, but some West Virginia utilities offer targeted programs for low-income residents. West Virginians with incomes below 30% of area median income spend 19% of their household income on their energy bills. The energy burden of this economic class is higher than its neighboring states—26% higher than Ohio and 36% higher than Kentucky. Creating additional targeted programs and improving program access will improve housing structures in the state and reduce household costs for West Virginians.

Contact: Maddie Wazowicz, Policy Director
 mwazowicz@mwalliance.org, (312) 374-0930
 20 N. Wacker Dr. Ste 1301, Chicago IL 60606 | www.mwalliance.org